



Alternate Level of Care (ALC)

OHA ALC Survey Results:
November 2008



OHA Survey Results: Acute Care (By LHIN)

OHA ALC Survey

Acute Care Beds



- To get an up to date provincial picture, OHA had hospitals complete a survey in:
 - 2007: Jan, Mar, Jun, Aug, Sept, Oct, Nov & Dec
 - 2008: Feb, Mar, Apr, May, Jun, Jul, Sept, Oct & Nov
- Survey represents self-reporting by 99.2%* of acute care beds in the province
- All results that follow are based only on the most recent data of those responding to the survey

* Self-reporting by 124 out of 125 hospitals with acute care beds (excludes Hospital for Sick Children and Children's Hospital of Eastern Ontario)

November 2008 OHA Survey Results

Acute Care Beds



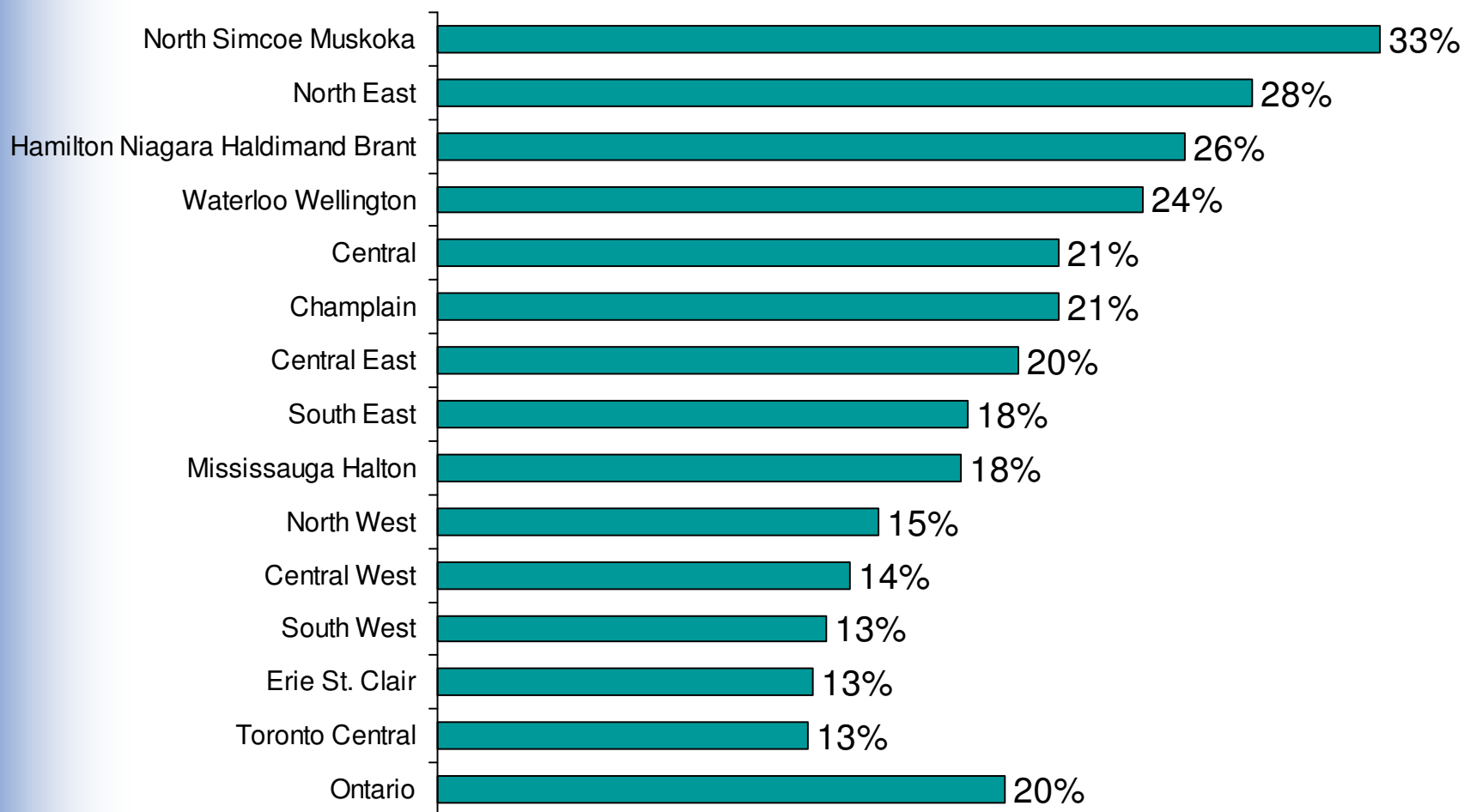
- Baseline of 15,672 acute care beds used to calculate survey results
- Currently, about 3,074 patients are waiting in an acute bed for an alternate level of care on a daily basis
- This represents 20% of acute beds* that are staffed and in operation
- The majority (58% in acute beds) are waiting for long term care
- On average, 775 patients were waiting in the emergency department to be admitted to an inpatient bed, representing 4.9%** of the 15,672 acute beds

* Paediatrics and Obstetrics beds are excluded

** Assuming all patients in the ER are waiting for an acute in-patient bed

Percent of Acute Care Beds Occupied by ALC Patients

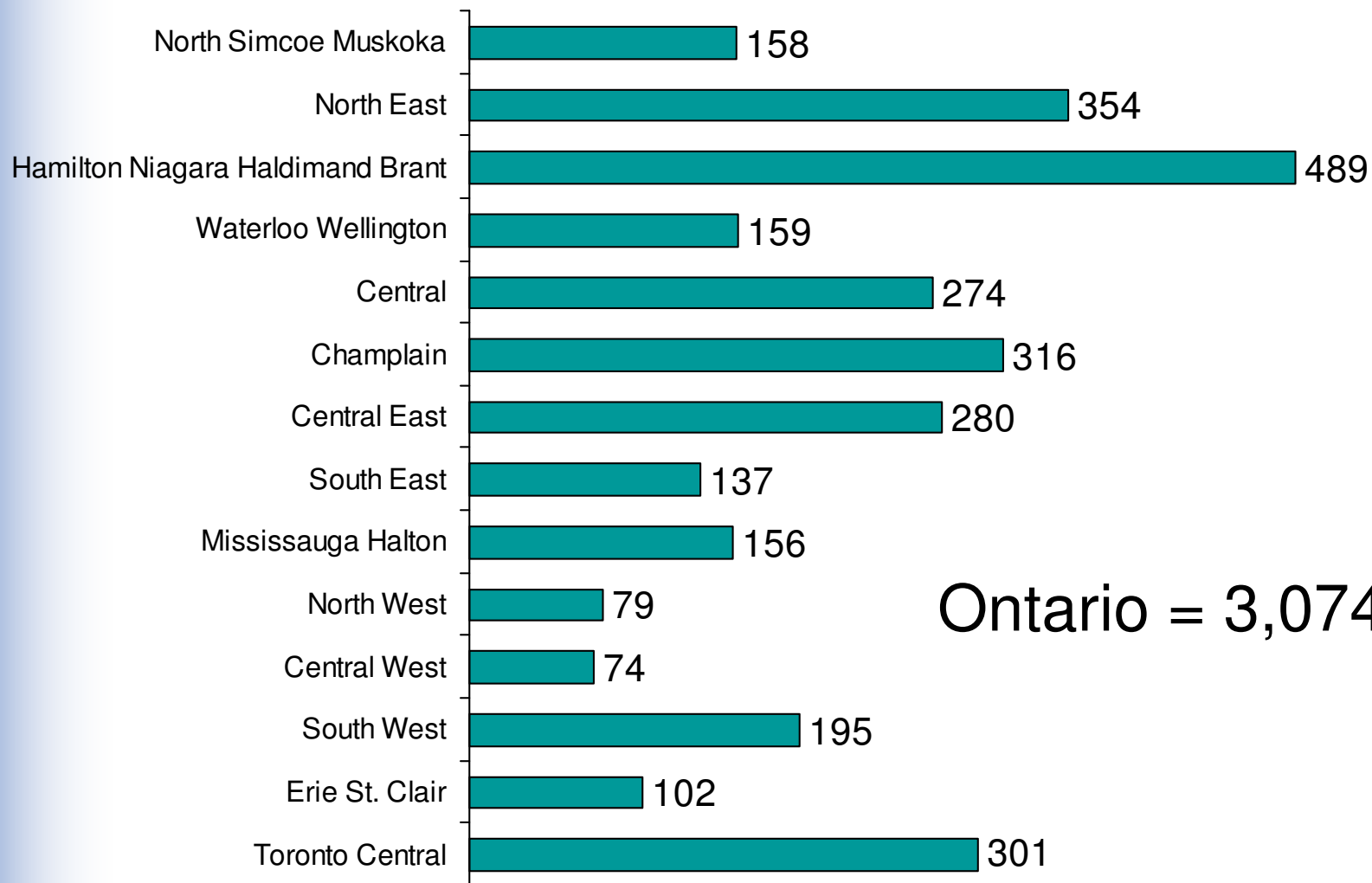
By LHIN



Percent of Acute Care Beds Occupied by ALC Patients = $\frac{\text{Number of patients in an acute care bed waiting for an ALC}}{\text{Total acute care beds}}$

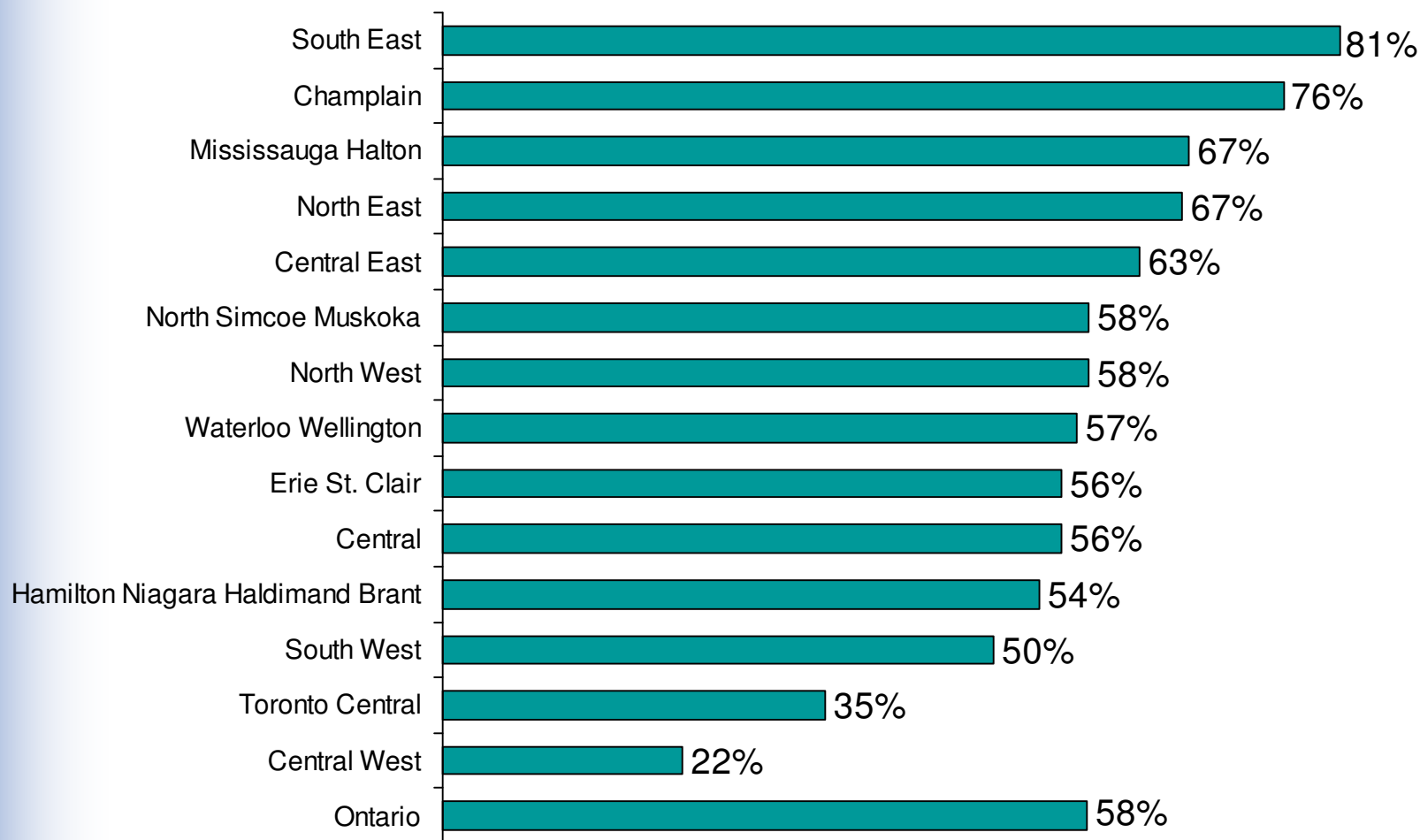
Number of Acute Care Beds Occupied by ALC Patients

By LHIN



Percent of ALC Patients in Acute Care Waiting for Long-Term Care

By LHIN



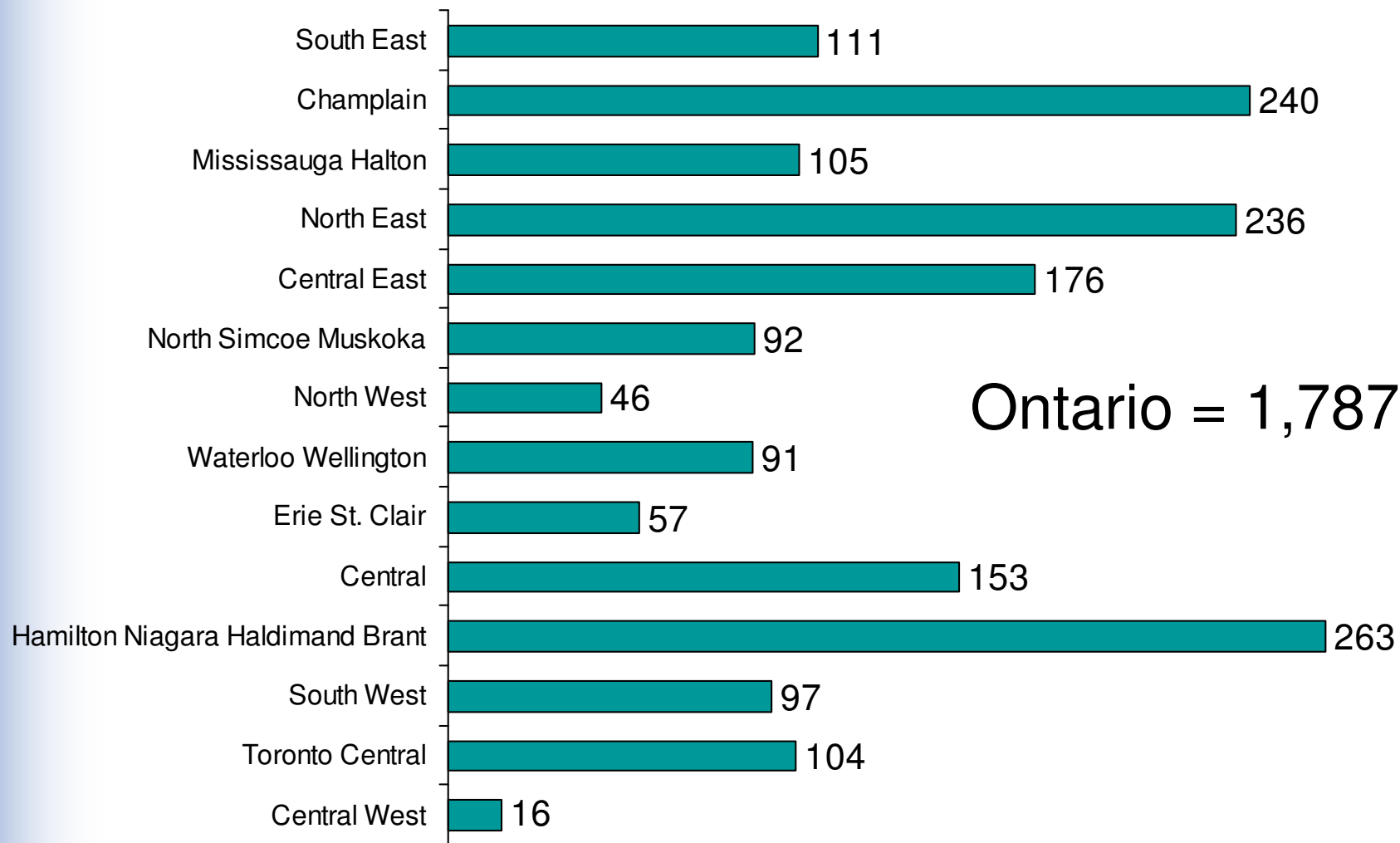
Percent of ALC Patients in Acute Care Waiting for Long-Term Care = $\frac{\text{Number of patients in acute care waiting for long-term care}}{\text{Total ALC patients in acute care}}$

Source: OHA November 2008 ALC Survey Results

Slide # 7

Number of ALC Patients in Acute Care Waiting for Long-Term Care

By LHIN



Other ALC Reasons

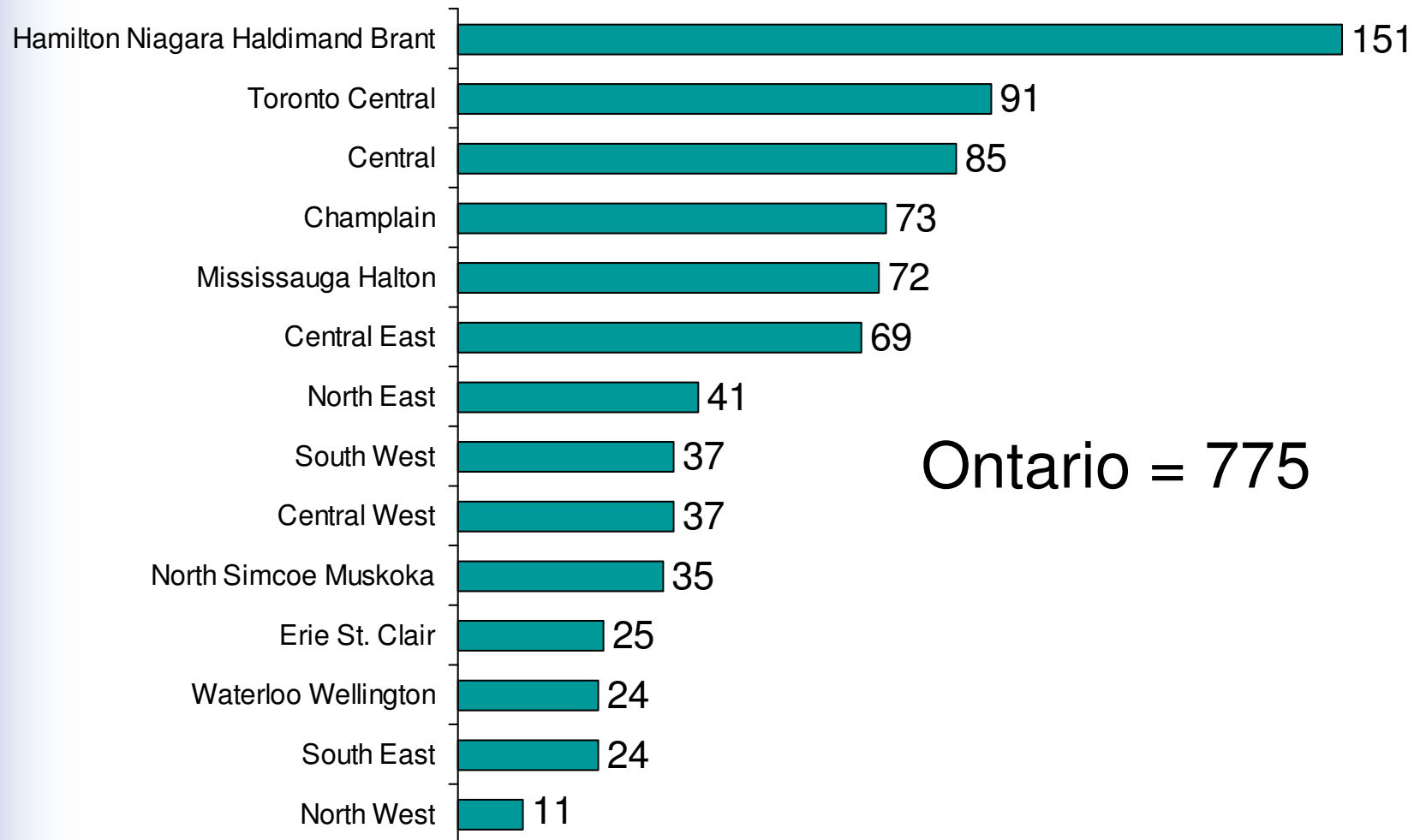
Patients in Acute Care Beds



Rehabilitation	380
Complex Continuing Care	277
Palliative Care	165
Convalescent Care	114
Home	65
Assisted Living / Supportive Housing	30
Home Care	26
Mental Health	11
Other	213

Number of Patients in Emergency Waiting for an In-patient Bed

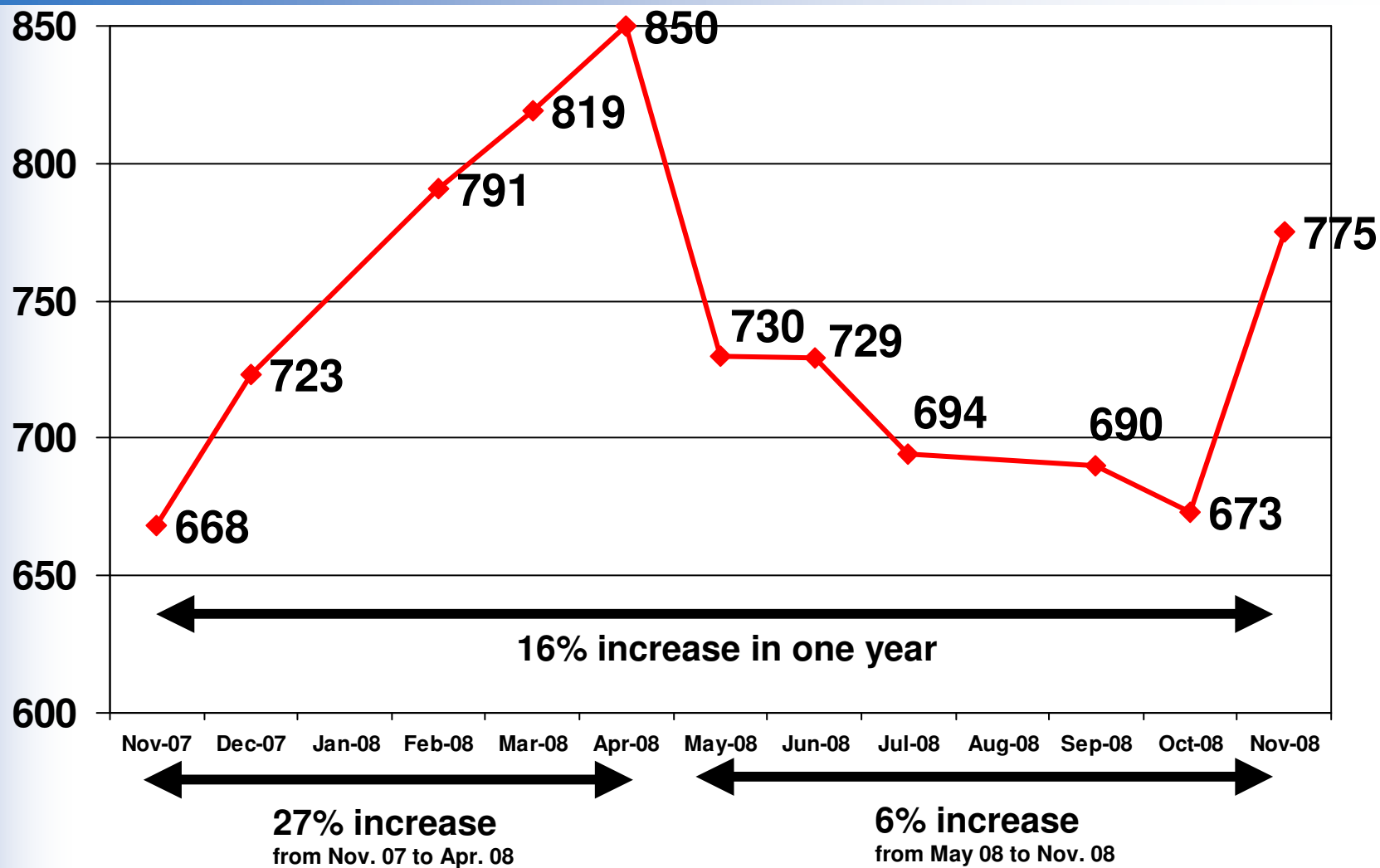
By LHIN (at any given point in time)



Number of Patients in Emergency Waiting for an In-patient Bed



Nov. 2007-Nov. 2008 (at any given point in time)



Percentage of General Medical Beds Occupied by ALC Patients



- Results based on responses by 116 of 125 hospitals (93%) with general medical beds*
- On average, 28% of general medical beds are occupied by ALC patients
- Percentage of general medical beds occupied by ALC patients ranges from 0% to 100%

* Calculation of general medical beds includes combined medical and surgical beds.
Excludes Hospital for Sick Children and Children's Hospital of Eastern Ontario.



OHA Survey Results: Other In-patient Care* (By LHIN)

*Other in-patient care reflects those beds that are not acute, and therefore may include CCC, Rehab, Mental Health, etc.

November 2008 OHA Survey Results



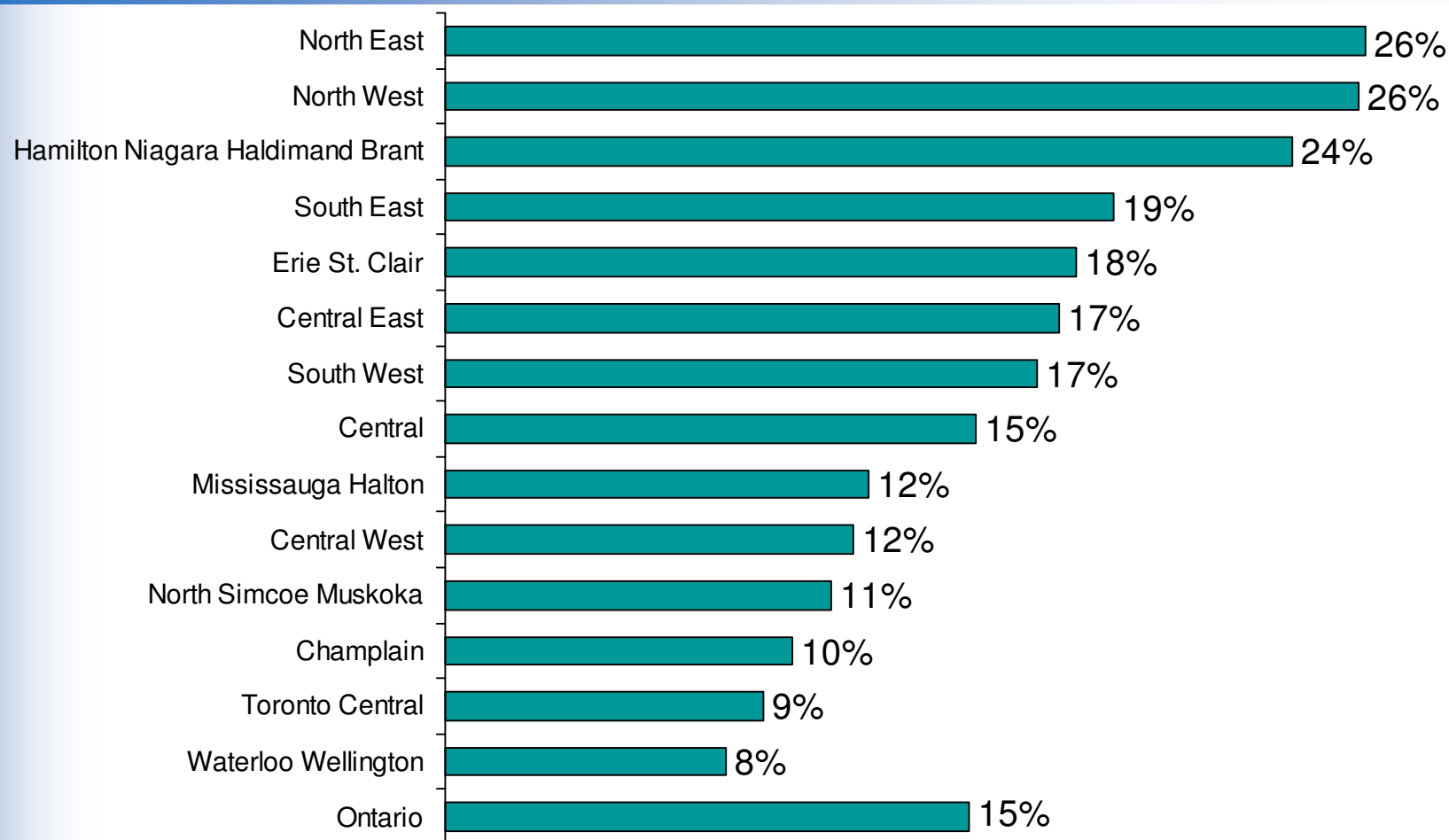
Other In-patient Care Beds

- Baseline of 12,955 other in-patient beds used to calculate survey results
- Currently, about 1,916 patients are waiting in an other in-patient bed for an alternate level of care on a daily basis
- This represents 15% of other in-patient beds* that are staffed and in operation
- The majority (80% in other in-patient care beds) are waiting for long-term care

* Paediatrics and Obstetrics beds are excluded

Percent of Other In-patient Care Beds Occupied by ALC Patients

By LHIN



Percent of Other In-patient Care Beds Occupied by ALC Patients = $\frac{\text{Number of patients in an other in-patient care bed waiting for an ALC}}{\text{Total other in-patient care beds}}$

Source: OHA November 2008 ALC Survey Results

Slide # 15

Short-Term Strategies to Relieve ALC Pressures



Expand Capacity for Transitional LTC Beds	60
Increase CCAC Service Provision Hours	57
Subsidize LTC Preferred Beds	39
Subsidize Retirement Homes	35
Funding & Development of Supportive Housing Units	34
Expand Capacity Funding for CCC & Rehab Programs	33
Expand Resources for Specialized Geriatric Behaviours	31
MOHLTC Support Hospital First Available Bed Policy	29
Implementation of Nurse Practitioners in LTC Homes	15
Expand Capacity for Palliative Care Programs	8

Note: Hospitals were asked to select, from the above list, three short-term strategies that would be most effective in reducing ALC pressures for their hospital or to provide their own suggestions. Results based on responses from 116 of 152 hospitals (73%) to question.